


MAYARI

TECHNICAL DATA



MAYARI

Porcelain Tile

22,3x22,3 cm – 8.7x8.7"

taupe · green · clay



- GLINT WHITE/5X15 · GLINT CLAY MATT/5X15
- GLINT CLAY/5X15 · MAYARI CLAY PETALS LT/22,3



- GLINT TAUPE/5X15 · GLINT TAUPE MATT/5X15 · MAYARI TAUPE PETALS LT/22,3
- MAYARI TAUPE PETALS LT/22,3



MAYARI

This collection, with strong reminiscences of traditional pottery, stands out for the charming floral pattern on each of its tiles, inspired by nature's lush beauty. MAYARI brings a soothing, refreshing feel to living spaces, with a pattern available in a choice of different colours that can be mixed and matched as you wish to suit your own personal tastes.

MAYARI's smooth matt finish adds a refined, subtle elegance to each of the tiles, perfect for creating relaxing, welcoming backdrops. Thanks to the use of **LAYER TECH** technology, a subtle grit effect has been added to the collection, giving the tiles a sense of depth and texture with chic, distinctive end results. This 22.3x22.3 porcelain tile collection features a total of 3 different models, with a design equally suitable for walls and floors.

- MAYARI GREEN PETALS LT/22,3
- MAYARI GREEN PETALS LT/22,3


Colección inspirada en la cerámica tradicional, se distingue por sus cautivadores motivos florales que adornan cada pieza. Diseño inspirado en la exuberante belleza de la naturaleza, aporta un toque de frescura a cualquier espacio. Disponible en tres colores, con formato 22,3x22,3 cm porcelánico, permite crear composiciones y combinaciones personalizadas, tanto en pavimento como en revestimiento, adaptándose al estilo y preferencias requeridas.

El acabado mate de MAYARI es suave al tacto generando una sensación de calidez y serenidad. Combinado con la tecnología **LAYER TECH** utilizada en los diseños florales, agrega una sutil granilla creando una profundidad y textura en acabado brillo, que aporta un toque distintivo y sofisticado a cada pieza.



MAYARI

porcelain tile — 22,3 x 22,3 / 8.7 x 8.7"




MAYARI collection perfectly matches with GLINT collection
 Colección MAYARI coordina con la colección GLINT




37796 MAYARI TAUPE PETALS LT/22,3
 Q55 (22,3x22,3 cm — 8^{3/4}x8^{3/4}")
 5 patterns
 * 103 Mapei



12 pieces




37797 MAYARI CLAY PETALS LT/22,3
 Q55 (22,3x22,3 cm — 8^{3/4}x8^{3/4}")
 5 patterns
 * 103 Mapei



12 pieces



37798 MAYARI GREEN PETALS LT/22,3
 Q55 (22,3x22,3 cm — 8^{3/4}x8^{3/4}")
 5 patterns
 * 103 Mapei



12 pieces

TECHNICAL CHARACTERISTICS

MATT	GLOSS	SHADE VARIATION	SHOWER WALL	SHOWER FLOOR	FLOOR TRAFFIC	ANTISLIP
•	•	•	•	•	•	R9 C1 +36WET >0.42

PACKING

UNIT	PIECES	PIECES	PIECES	m ²	sq ft	WEIGHT	WEIGHT	BOXES	m ²	sq ft	cm	THICKNESS	THICKNESS
PIECE	m ²	sq ft	BOX	m ²	sq ft	BOX	BOX (lb)	PALLET	m ²	sq ft	PALLET	(mm)	(inch)
•	20	2	13	0.65	6.96	12.58	27.66	90	56.18	626.28	120x80x84	9	0.35



Quotations, Samples + Information

Freephone: 0800 021 4835

Email: info@ctdarchitecturaltiles.co.uk

Follow us:  [ctdarchitecturaltiles](#)  [ctd architectural tiles](#)  [@architecttiles](#)

 [architecttiles](#)  [architecttiles](#)

ctdarchitecturaltiles.co.uk

