

GLINT

TECHNICAL DATA



GLINT

Porcelain Tile

4,8x14,6 cm – 1.8x5.7"

white · clay · taupe · sage · blue · black



● GLINT GREEN MATT/5X15 · GLINT CLAY MATT/5X15



● GLINT BLACK MATT/5X15 · GLINT BLACK/5X15
● MERAKI ANTH NT/90X90X0,9X0,9/R



GLINT

GLINT is an invitation to fun with a fresh and revitalizing touch, thanks to its combination of colors and finishes. The ability to mix matte and glossy pieces adds depth and dimension to spaces, creating a captivating visual effect that breathes life.

Each piece in this collection represents quality and style. In a 5x15 cm format, it offers a total of 6 different shades, allowing us to play with colors and combinations, creating endless possibilities.

GLINT es una invitación a la diversión con un toque fresco y revitalizante, gracias a su combinación de colores y acabados. El juego de poder combinar las piezas mate y brillo añade profundidad y dimensión a los espacios, creando un efecto visual cautivador que respira vida.

Cada pieza de esta colección representa calidad y estilo, en un formato 5x15 cm ofrece un total de 6 tonalidades diferentes, que nos permiten jugar con los colores y con las combinaciones creando una infinidad de posibilidades.

- GLINT BLUE/5X15 · GLINT WHITE/5X15
- GLINT BLUE/5X15 · GLINT WHITE/5X15



GLINT

porcelain tile — 4,8 x 14,6 / 1.8 x 5.7"

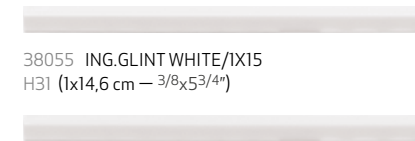
GLINT collection perfectly matches with MAYARI and PROVENZA collections
 Colección GLINT coordina con las colecciones MAYARI y PROVENZA



37818 GLINT WHITE/5X15
 Q56 (4,8x14,6 cm — 17/8x53/4")
 *103 Mapei



37824 GLINT WHITE MATT/5X15
 Q56 (4,8x14,6 cm — 17/8x53/4")
 *103 Mapei



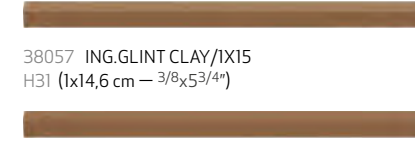
38055 ING.GLINT WHITE/IX15
 H31 (1x14,6 cm — 3/8x53/4")



37821 GLINT CLAY/5X15
 Q56 (4,8x14,6 cm — 17/8x53/4")
 *141 Mapei



37827 GLINT CLAY MATT/5X15
 Q56 (4,8x14,6 cm — 17/8x53/4")
 *141 Mapei



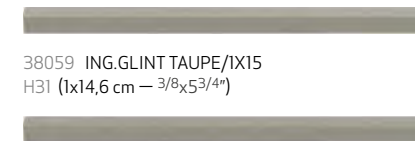
38057 ING.GLINT CLAY/IX15
 H31 (1x14,6 cm — 3/8x53/4")



37819 GLINT TAUPE/5X15
 Q56 (4,8x14,6 cm — 17/8x53/4")
 *133 Mapei




37825 GLINT TAUPE MATT/5X15
 Q56 (4,8x14,6 cm — 17/8x53/4")
 *133 Mapei



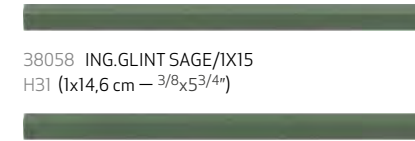
38059 ING.GLINT TAUPE/IX15
 H31 (1x14,6 cm — 3/8x53/4")




37820 GLINT GREEN/5X15
 Q56 (4,8x14,6 cm — 17/8x53/4")
 **19 Kerakoll




37826 GLINT GREEN MATT/5X15
 Q56 (4,8x14,6 cm — 17/8x53/4")
 **19 Kerakoll



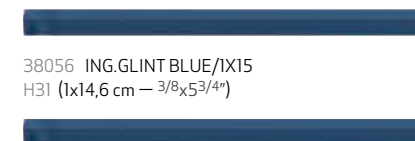
38058 ING.GLINT SAGE/IX15
 H31 (1x14,6 cm — 3/8x53/4")



37822 GLINT BLUE/5X15
 Q56 (4,8x14,6 cm — 17/8x53/4")
 **16 Kerakoll




37828 GLINT BLUE MATT/5X15
 Q56 (4,8x14,6 cm — 17/8x53/4")
 **16 Kerakoll



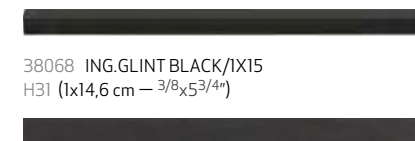
38056 ING.GLINT BLUE/IX15
 H31 (1x14,6 cm — 3/8x53/4")



37823 GLINT BLACK/5X15
 Q56 (4,8x14,6 cm — 17/8x53/4")
 **12 Kerakoll



37829 GLINT BLACK MATT/5X15
 Q56 (4,8x14,6 cm — 17/8x53/4")
 **12 Kerakoll



38068 ING.GLINT BLACK/IX15
 H31 (1x14,6 cm — 3/8x53/4")

38063 ING.GLINT BLACK MATT/IX15
 H31 (1x14,6 cm — 3/8x53/4")



TECHNICAL CHARACTERISTICS

	MATT	GLOSS	SHADE VARIATION	SNOWER WALL	SNOWER FLOOR	FLOOR TRAFFIC	UNE-ENY 12633	BS 7976-2	ANSI A137.1
GLINT	•	•	•	•	•	•	C2	+36WET	>0.42
GLINT MATT	•	•	•	•	•	•			
ING GLINT	•	•	•	•	•	•			
ING GLINT MATT	•	•	•	•	•	•			

PACKING

	UNIT	PIECES m ²	PIECES sq ft	PIECES BOX	m ² BOX	sq ft BOX	WEIGHT BOX (KG)	WEIGHT BOX (lb)	BOXES PALLET	m ² PALLET	sq ft PALLET	cm PALLET	THICKNESS (mm)	THICKNESS (inch)		
GLINT	PIECE	•	•	143	13	60	0,42	4,53	7,52	16,54	136	57,19	615,54	105x80x75	8	0,31
GLINT MATT	PIECE	•	•	143	13	60	0,42	4,53	7,52	16,54	136	57,19	615,54	105x80x75	8	0,31
ING GLINT	PIECE	•	•	685	64	60	0,09	0,94	1,52	3,34	180	15,77	169,73	105x80x96	10	0,39
ING GLINT MATT	PIECE	•	•	685	64	60	0,09	0,94	1,52	3,34	180	15,77	169,73	105x80x96	10	0,39



Quotations, Samples + Information

Freephone: 0800 021 4835

Email: info@ctdarchitecturaltiles.co.uk

Follow us:  [ctdarchitecturaltiles](#)  [ctd architectural tiles](#)  [@architecttiles](#)

 [architecttiles](#)  [architecttiles](#)

ctdarchitecturaltiles.co.uk

